



 **DynaTech** | Systems

---

Accelerate Business

What Sets Us Apart

# DynaTech's Competitive Advantage

Backed by years of expertise and a team of skilled professionals, DynaTech Systems stands at the forefront of the IT services industry. Our extensive portfolio includes cutting-edge solutions in cloud, ERP and CRM implementation, data analytics, artificial intelligence, and more.

We prioritize long-term partnerships built on collaboration and trust, delivering innovative, scalable, and secure solutions to keep our clients ahead in a rapidly evolving landscape.



**150+**

Global Projects

**100+**

Happy Clients

**420+**

Expert Minds

# Microsoft Cloud Capabilities



## Cloud



Azure Infra



Azure Services



Logic Apps



Service Bus



Functions



Event Grid



API Management



Synapse Analytics



Load Testing



Data Factory



## Business Applications



Marketing



Sales



Finance



SCM



Commerce



Customer Service



Field Service



Finance & Operations



Project Operations



Human Resources



## Low Code



Power Pages



AI Builder



Power Apps



Power Automate



Copilot Studio



## Data & BI



Fabric



Dataverse



Power BI



Customer Insights



OneLake



Data Engineering



Copilot



Data Lake



Data Factory



Data Science



Data Warehouse



Lakehouse



Microsoft Purview



Real-Time Intelligence

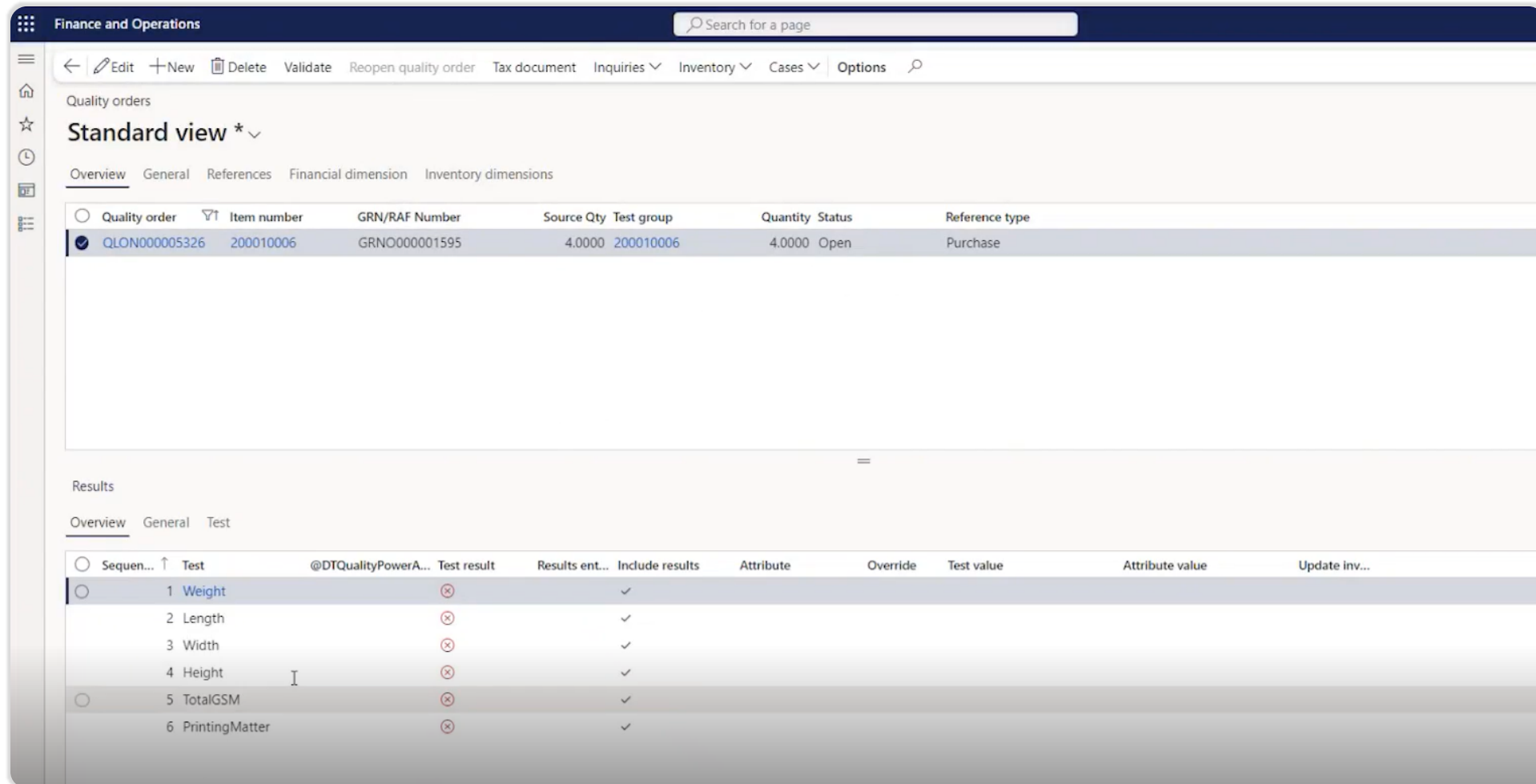
# Quality Control on Power Apps

---






This is a quality order form where all lists of orders are displayed. Once the order is selected all the test cases would be listed here. Now, the user can select all the tests, like weight, length, etc., and need to enter the results for all test cases. The quality order shows status as open and quality order for four units.



This is the Power App screen, and all the landing forms, such as Receipt, Quality Order, and Issue, are listed here. The user can now click on Quality Order for further processing.



This is the list of quality orders bifurcated under the Purchase and Production menu. So, whatever the quality order generated for the purchase will be listed in the purchase section. If I click on this production, it will list the quality order generated for the production order.

The screenshot displays the Quality Control App interface. At the top, there is a navigation bar with a home icon and a dropdown menu labeled "Quality Orders". Below this, there are two tabs: "Purchase" (selected) and "Production". The main content area is divided into two sections. The left section contains a list of quality orders, each with a header row and a detailed row. The right section is currently displaying "Getting your data ..." with a refresh icon. At the bottom right, there is a green "Confirm" button.

Test	Standard	Test Spec	Outcome	Result
Getting your data ...				

**Quality Order List:**

- Ref No. :** PO000001193 | **Quality Order :** QLON000005328  
**GRN No :** GRNO000001597 | **Source Qty :** 4  
Item No. : 200010006 | Item Name : BOX CANDY  
Quantity : 4 | Batch No. : | Vendor Name : Moon Light Furma Works
- Ref No. :** PO000001193 | **Quality Order :** QLON000005328  
**GRN No :** GRNO000001597 | **Source Qty :** 5  
Item No. : 100010005 | Item Name : DARK COOKIES (AUSTRALIAN)  
Quantity : 5 | Batch No. : HIPL-003204 | Vendor Name : VMS Engineering and Design Services Private
- Ref No. :** PO000001193 | **Quality Order :** QLON000005329  
**GRN No :** GRNO000001597 | **Source Qty :** 100  
Item No. : 200010022 | Item Name : CUP PLASTIC 110 ML  
Quantity : 100 | Batch No. : | Vendor Name : VMS Engineering and Design Services Private Limited
- Ref No. :** PO000001194 | **Quality Order :** QLON000005336  
**GRN No :** GRNO000001600 | **Source Qty :** 50  
Item No. : 100010000 | Item Name : BLUE SPONGE  
Quantity : 50 | Batch No. : HIPL-003197 | Vendor Name : VMS Engineering and Design Services Private
- Ref No. :** PO000001194 | **Quality Order :** QLON000005337  
**GRN No :** GRNO000001600 | **Source Qty :** 24

Now, the Purchase order is mentioned along with the GRN number and vendor name, as requested, and which can be customized. Once we select one order, all the test cases, like weight, length, and width, are listed and displayed on a single screen, and the outcome text box is also listed. From here the user can enter the outcomes for all the test cases.

The screenshot displays the 'Purchase' section of the Quality Control App. On the left, there are tabs for 'Purchase' and 'Production'. Below them are input fields for 'Enter Reference No', 'Select Site', 'Select Warehouse', and 'Select GRN No/RAF No'. A list of purchase orders is shown, with the third order selected: 'Ref No : PO000001191 | Quality Order : QLON000005326 | GRN No : GRNO000001595 | Source Qty : 4 | Item No : 200010002 | Item Name : BOX CANDY | Quantity : 4 | Batch No. : | Vendor Name : Moon Light Furma Works'. On the right, the 'Purchase' details are shown: Reference Number (PO000001191), Quality order (QLON000005326), Status (Open), and a 'Validate' button. Below this is a table with test results:

Test	Standard	Test Spec	Outcome	Result
Weight	77	Min : 72 , Max : 82	<input type="text"/>	Fail
Length	238	Min : 237 , Max : 239	<input type="text"/>	Fail
Width	153	Min : 151.986755 , Max : 154	<input type="text"/>	Fail

At the bottom right, there is a green 'Confirm' button.



After the values are entered and confirmed, all the test results gets updated, and it shows whether the test results are passed or failed.

The screenshot displays the 'Quality orders' section in the 'Finance and Operations' application. It shows a 'Standard view' of a quality order with the following details:

Quality order	Item number	GRN/RAF Number	Source Qty	Test group	Quantity	Status	Reference type
QLON000005326	200010006	GRNO000001595	4.0000	200010006	4.0000	Open	Purchase

Below the quality order, the 'Results' section is visible, showing a list of test results:

Sequen...	Test	@DTQualityPowerA...	Test result	Results ent...	Include results	Attribute	Override	Test value	Attribute value	Update inv...
1	Weight		✓	✓	✓			77.0000	77	
2	Length		✓	✓	✓			238.0000	238	
3	Width		✓	✓	✓			153.0000	153	
4	Height		⊗	✓	✓			85.0000	85	
5	TotalGSM		✓	✓	✓			360.0000	360	
6	PrintingMatter		✓	✓	✓					

Now we can validate the test cases form the power app.

The screenshot displays the Quality Control App interface. At the top, there is a home icon and a dropdown menu labeled "Quality Orders". Below this, there are two tabs: "Purchase" (selected) and "Production".

The main form area includes several input fields and dropdown menus:

- Enter Reference No
- Select Site
- Select Warehouse
- Select GRN No/RAF No

Below these fields is a list of items with the following details:


- Item No. : 100010005 | Item Name : DARK COOKIES (AUSTRALIAN) | Quantity : 5 | Batch No. : HIPL-003202 | Vendor Name : Moon Light Furma Works
- Ref No. : PO000001192 | Quality Order : QLON000005325  
GRN No : GRNO000001594 | Source Qty : 2  
Item No. : 100010005 | Item Name : DARK COOKIES (AUSTRALIAN) | Quantity : 2 | Batch No. : HIPL-003203 | Vendor Name : VMS Engineering and Design Services Private
- Ref No. : PO000001191 | Quality Order : QLON000005326  
GRN No : GRNO000001595 | Source Qty : 4  
Item No. : 200010006 | Item Name : BOX CANDY | Quantity : 4 | Batch No. : | Vendor Name : Moon Light Furma Works
- Ref No. : PO000001193 | Quality Order : QLON000005328  
GRN No : GRNO000001597 | Source Qty : 5  
Item No. : 100010005 | Item Name : DARK COOKIES (AUSTRALIAN) | Quantity : 5 | Batch No. : HIPL-003204 | Vendor Name : VMS Engineering and Design Services Private
- Ref No. : PO000001193 | Quality Order : QLON000005329  
GRN No : GRNO000001597 | Source Qty : 100  
Item No. : 200010022 | Item Name : CUP PLASTIC 110 ML

On the right side of the form, there are validation options:

- Validated by: [Dropdown menu]
- Quarantine upon validation failure:
- Accept error:
- Remarks: [Text area]

At the bottom right, there are two buttons: "OK" and "Cancel".

Here the user can also have an option to accept error and add a remark to accept the quality result if required and click on OK button.


Quality Orders ▼

Purchase
Production

Enter Reference No

Select Site ▼

Select Warehouse ▼

Select GRN No/RAF No ▼

Item No. : 100010005   Item Name : DARK COOKIES (AUSTRALIAN)	↗
Quantity : 5   Batch No. : HIPL-003202   Vendor Name : Moon Light Furma Works	
<b>Ref No. : PO000001192   Quality Order : QLON000005325</b> <b>GRN No : GRNO000001594   Source Qty : 2</b>	
Item No. : 100010005   Item Name : DARK COOKIES (AUSTRALIAN)	➤
Quantity : 2   Batch No. : HIPL-003203   Vendor Name : VMS Engineering and Design Services Private	
<b>Ref No. : PO000001191   Quality Order : QLON000005326</b> <b>GRN No : GRNO000001595   Source Qty : 4</b>	
Item No. : 200010006   Item Name : BOX CANDY	➤
Quantity : 4   Batch No. :   Vendor Name : Moon Light Furma Works	
<b>Ref No. : PO000001193   Quality Order : QLON000005328</b> <b>GRN No : GRNO000001597   Source Qty : 5</b>	
Item No. : 100010005   Item Name : DARK COOKIES (AUSTRALIAN)	➤
Quantity : 5   Batch No. : HIPL-003204   Vendor Name : VMS Engineering and Design Services Private	
<b>Ref No. : PO000001193   Quality Order : QLON000005329</b> <b>GRN No : GRNO000001597   Source Qty : 100</b>	
Item No. : 200010022   Item Name : CUP PLASTIC 110 ML	➤

Validated by  
Aakash Patil ▼

Quarantine upon validation failure

Accept error

Remarks  

We can accept this quality result.

OK

Cancel

This screen shows if the quality order fails and is added to the Quarantine.

The screenshot displays the 'Quality Orders' section of the application. At the top right, there is a dropdown menu labeled 'Quality Orders'. Below this, there are two tabs: 'Purchase' (selected) and 'Production'. The main area contains several input fields: 'Enter Reference No', 'Select Site', 'Select Warehouse', and 'Select GRN No/RAF No'. To the right of these fields, there are three controls: 'Validated by' (set to 'Aakash Patil'), 'Quarantine upon validation failure' (a checked toggle switch), and 'Accept error' (an unchecked toggle switch). Below these controls is a 'Remarks' field containing the text 'Failed'. At the bottom right, there are two buttons: 'OK' and 'Cancel'. The bottom left of the screen features a navigation bar with the text 'USA | CANADA | UK | INDIA'.

Ref No.	Quality Order	GRN No.	Source Qty	Item No.	Item Name	Quantity	Batch No.	Vendor Name
PO000001196	QLON000005362	GRNO000001610	35	100010087	PISTA IRANI	20	HIPL-003234	Nandram Food Works
PO000001196	QLON000005363	GRNO000001610	35	100010087	PISTA IRANI	15	HIPL-003235	Nandram Food Works
PO000001199	QLON000005364	GRNO000001611	50	100010087	PISTA IRANI	20	HIPL-003236	Nandram Food Works
PO000001199	QLON000005365	GRNO000001611	50	100010087	PISTA IRANI	30	HIPL-003237	Nandram Food Works

Once the quality order fails, the status shows fail, and the test results does not pass.

The screenshot displays the SAP Quality Orders interface. At the top, the header reads "Finance and Operations" with a search bar. Below the header, there are navigation icons and a menu bar with options like "Edit", "New", "Delete", "Validate", "Reopen quality order", "Tax document", "Inquiries", "Inventory", "Cases", and "Options".

The main section is titled "Quality orders" and shows "Standard view". Below this, there are tabs for "Overview", "General", "References", "Financial dimension", and "Inventory dimensions". The "Overview" tab is active, displaying a table with the following data:

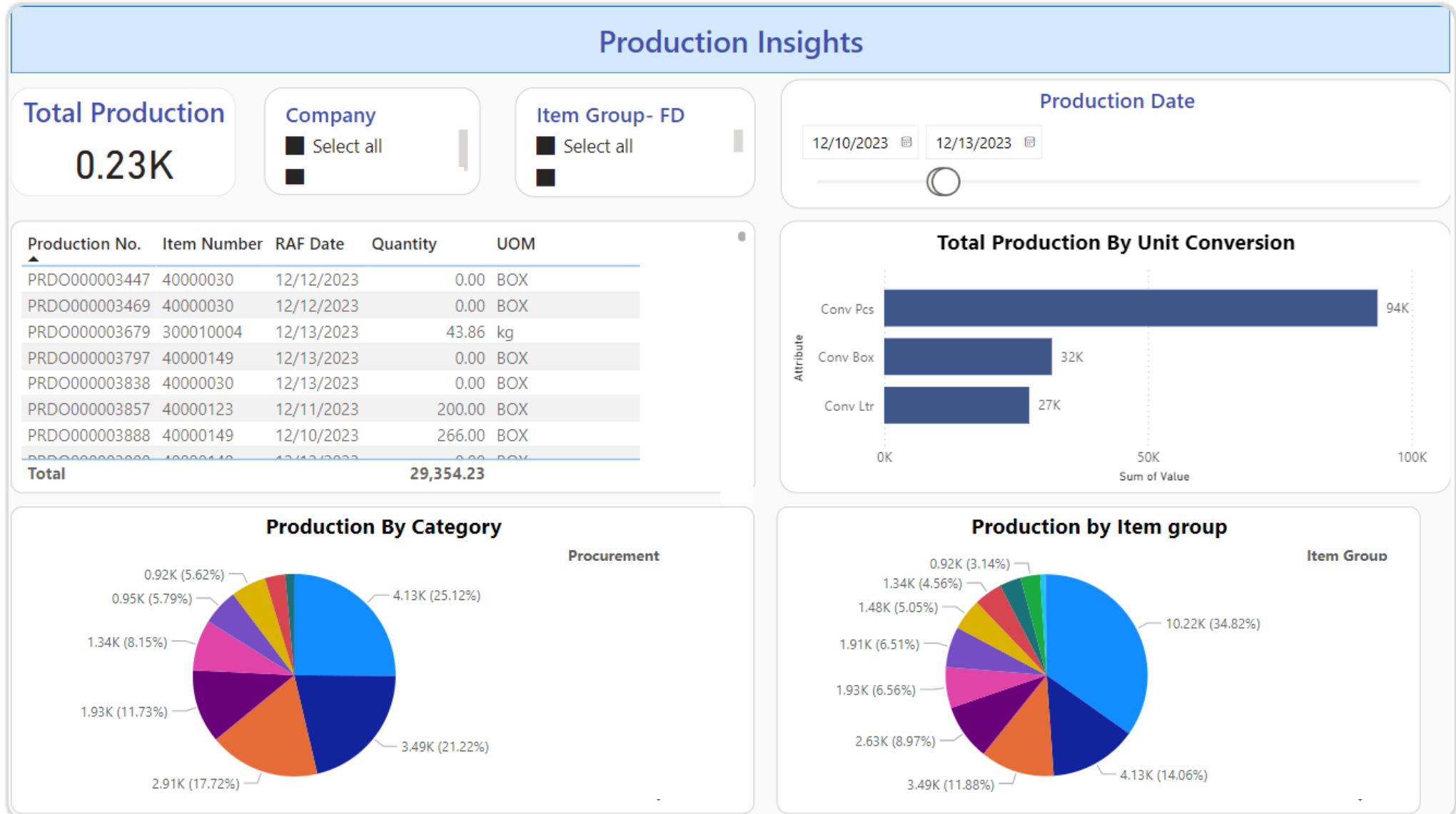
Quality order	Item number	GRN/RAF Number	Source Qty	Test group	Quantity	Status	Reference type
QLON000005365	100010087	GRNO000001611	50.0000	100010087	30.0000	Fail	Purchase

Below the quality order table, there is a "Results" section with tabs for "Overview", "General", and "Test". The "Test" tab is active, showing a table with the following data:

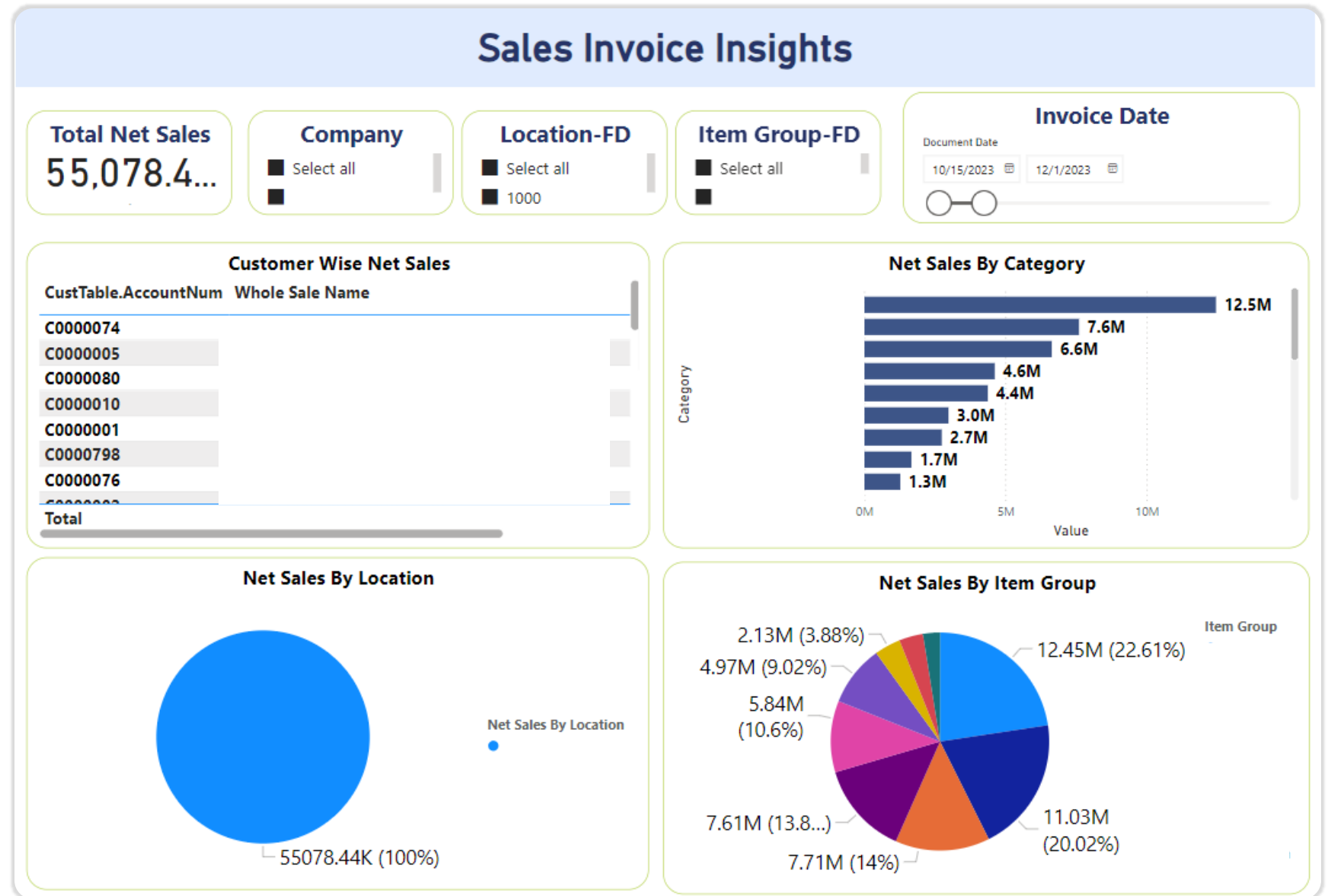
Sequen...	Test	@DTQualityPowerA...	Test result	Results ent...	Include results	Attribute	Override	Test value	Attribute value	Update inv...
1	R001		⊗	✓	✓					



The users can also see the production insights details by integrating Power BI into their system and getting data in real-time.



Similarly, users can also see the details of sales invoice insights by integrating Power BI into their system and getting data in real time.



Want to know more?

## Contact Us!

DynaTech Systems has proudly served clients seeking advanced tech solutions across the globe with top-notch precision and excellence.



### Locations

USA, Canada, UK, India



### Mail Us

[sales@dynatechconsultancy.com](mailto:sales@dynatechconsultancy.com)



### Phone

+1 844 787 3365



### Visit Our Website

[www.dynatechconsultancy.com](http://www.dynatechconsultancy.com)